


LARGE SCROLL

TRI FINIAL



SOLAR LIGHT CAP

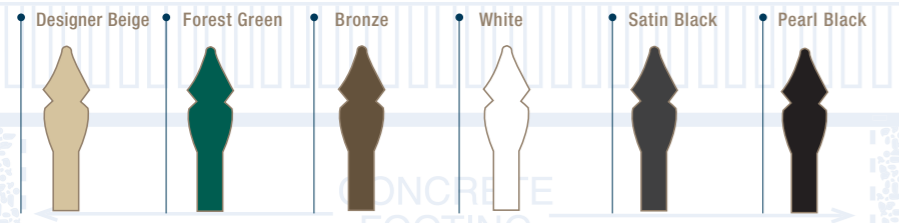


### Designer Accessories

Ultra Fencing, Railing and Gates are a functional and attractive addition wherever they are used, and our cast aluminum designer accessories make an even bolder architectural statement. There are scrolls, butterflies, circles and two styles of finials that can be integrated into your fencing design.

### Colors

Ultra Fencing, Railing, Gates and Designer Accessories are available in six classic colors as well as custom specified hues. All colors are applied with a special Powercoat™ finish to resist harsh weather and heat.



Colors shown represent an approximate comparison and may vary slightly from actual product color.



### Ultra Aluminum Lifetime Warranty

Ultra Aluminum fence and railing products are guaranteed for life against defects in workmanship and/or materials. The Powercoat™ finish on all fencing and railing by Ultra Aluminum is unconditionally guaranteed for life against cracking, peeling or chipping. **Visit our website for more information and a copy of the warranty.**



### Environmentally Responsible

Ultra is proud to use recycled aluminum in our products. Aluminum is the most commonly recycled metal in the world. Our Powercoat™ coating process is environmentally friendly and virtually pollution-free.



UA 02 5/09

**We push everything to the edge.**

Residential and Commercial Series



ULTRAFENCE.COM | 800.656.4420




How to tell you're getting genuine Ultra Fence or Rail.

It's in the details. The inner strength of the aluminum alloys we use. The quiet strength of the extra ribs inside Ultrarails™. The depth and dependability of our Powercoat™ finish. We push everything to the edge.

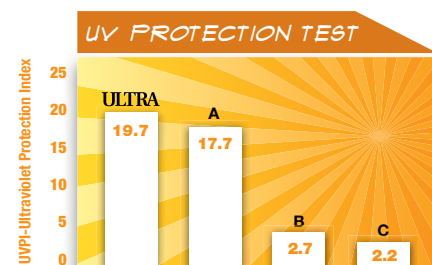
## Residential and Commercial Fencing

Discover that all brands of ornamental fencing are not the same. Let's explore some architectural options for Ultra Residential and Commercial Fencing.

Ultra makes a scale of fencing for every neighborhood and home style. All fence sections come factory pre-assembled in 6' lengths with a broad offering of heights—48", 54", 60", and 72". Custom lengths and heights are available by special order. Each section easily follows modest changes in grade along your property lines, or can be factory designed to conform to more prominent hills and valleys.



AN INDEPENDENT TEST LAB PUSHED OUR FENCING AND OUR COMPETITORS' TO THEIR LIMITS. THE RAIL STRENGTH TEST REVEALED THE EXTRA PRESSURE THAT ULTRARAIL™ CAN WITHSTAND ON A DAILY BASIS, SURPASSING ONE COMPETITOR'S PRODUCT BY NEARLY 100%.



AN INDEPENDENT LAB'S ACCELERATED WEATHERING TEST SHOWS THAT ULTRA'S POWERCOAT™ FINISH MAINTAINS HIGHER LEVELS OF UV PROTECTION COMPARED TO OTHER LEADING MANUFACTURERS' FINISHES.

## Superior Product Design for Ultra-Strength



### High-strength Ultralum™ Alloy, Made in the USA

It's as strong as steel, but will never rust. Ultralum is a 6005-T5 alloy, with a minimum ultimate strength of 35,000 psi.



### Ultrarail™ – 20% more aluminum in all our rails, with a full 8 ribs inside

Maintains Ultra-Strength even when punched for pickets.



### Our pinched spear tops show more detail than most competitors

We put more dimension into our version; the more pronounced ribs add structural integrity as well as architectural appeal.



### Factory assembled, with stainless-steel fasteners

For structural integrity and strength you can count on.



### All gates are fastened and 100% welded at all connections and joints

Designed to stand up to the rigors of everyday use.



### Powercoat™ Finish—panels, gates, posts and designer accessories

When applied, Powercoat is twice the thickness and hardness of a typical acrylic, baked enamel, or "wet paint" finish, making it more durable, fade-resistant and scratch-resistant than other coatings.



Over-the-top Architectural Details can really make a difference

**Multiple grades of pickets and posts for every performance level**  
 5/8" Square Pickets, 3/4" Square Pickets, and exclusive Ultra Fluted 5/8" x 1" Pickets

**Finials, butterflies, scrolls and circles take your fencing to a new level**  
 Combine these heavy-duty cast accessories for truly distinct designs

**Six colors are standard at Ultra; same price, same delivery time**  
 Custom colors are even available with a modest up-charge

**Even the way we pack and ship your fencing is more than anyone expects, or any competitor will attempt.**

Fencing sections are factory assembled and placed in a corrugated shipping box, interleaved with foam padding between sections and nylon strapped together, so there's no shifting and no rubbing.

Your fence arrives fully assembled and ready to be professionally installed.

→ ← 3 13/16" TYP

**RS Series**

**ULTRA RS**  
RESIDENTIAL SERIES

sets the standard for perimeter and pool fencing.

1" x 1 1/8"  
REINFORCED RS RAIL  
5/8" PICKETS



**ULTRA RSP**  
RESIDENTIAL SERIES PREMIUM

the added strength of a double-wall RSP rail.

- Double-wall rail
- Additional strength
- Hidden fasteners
- Impervious to insects

1" x 1 1/8"  
REINFORCED  
DOUBLE WALL RSP RAIL



**CS Series**

**ULTRA CS**  
COMMERCIAL SERIES

has larger-scale components for heavier-duty performance.

1 1/4" x 1 3/8"  
REINFORCED CS RAIL  
3/4" PICKETS



**ULTRA CSP**  
COMMERCIAL SERIES PREMIUM

the added strength of a double-wall CSP rail.

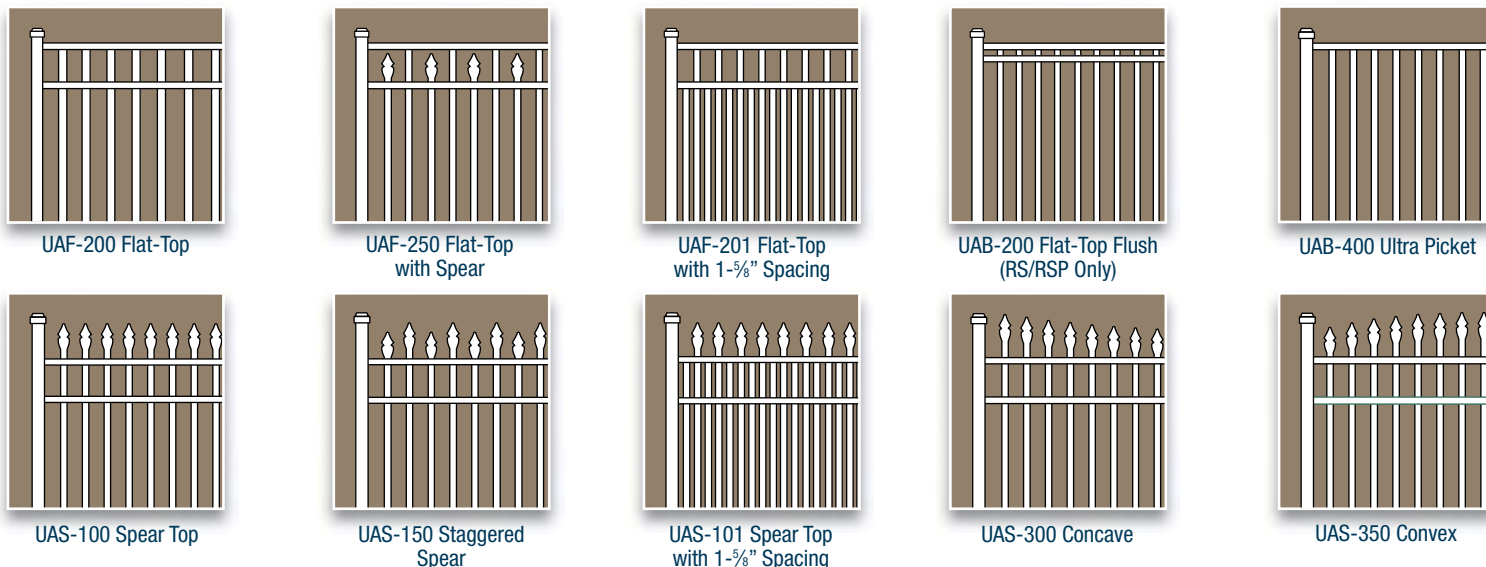
- Double-wall rail
- Additional strength
- Hidden fasteners
- Impervious to insects

1 1/4" x 1 3/8"  
REINFORCED  
DOUBLE WALL CSP RAIL



**Design Options**

RS/RSP available in 3-13/16" or 1-5/8" spacing. CS/CSP available in 3-5/8" or 1-1/2" spacing. Ultra Fencing is available in a wide selection of design configurations.



**Pool Fencing**

Ultra designs fencing to meet all the stringent BOCA pool safety codes, and to enhance your property at the same time. Most notably, the bottom rail can be flush with the bottom of the fence, so no pickets are exposed.

All pool fence sections come factory pre-assembled in 6' lengths with a broad offering of heights— 48", 54", 60", and 72". Custom lengths and heights available.

**Walk and Drive Gates**

Matching walk and drive gates are available in:

**Widths** of 36", 48", 60", 72" and 96"

**Heights** of 36", 42", 48", 54", 60" and 72"

Larger drive gates and estate gates are also available by custom order.

Each pool gate is available with self-closing and self-latching hardware and specially designed keyed entry.


ULTRA RS IS SPECIALLY DESIGNED FOR SAFETY AROUND POOL ENCLOSURES.

NOTE: This rail added for 6' height only



ESTATE GATES

ARCHED WALK GATE



STANDARD WALK GATE